

3. Answer questions 9 through 11 in Observations.

FSH

Observations

Graph 1 ~3



C

~6



D

~11



E

~23

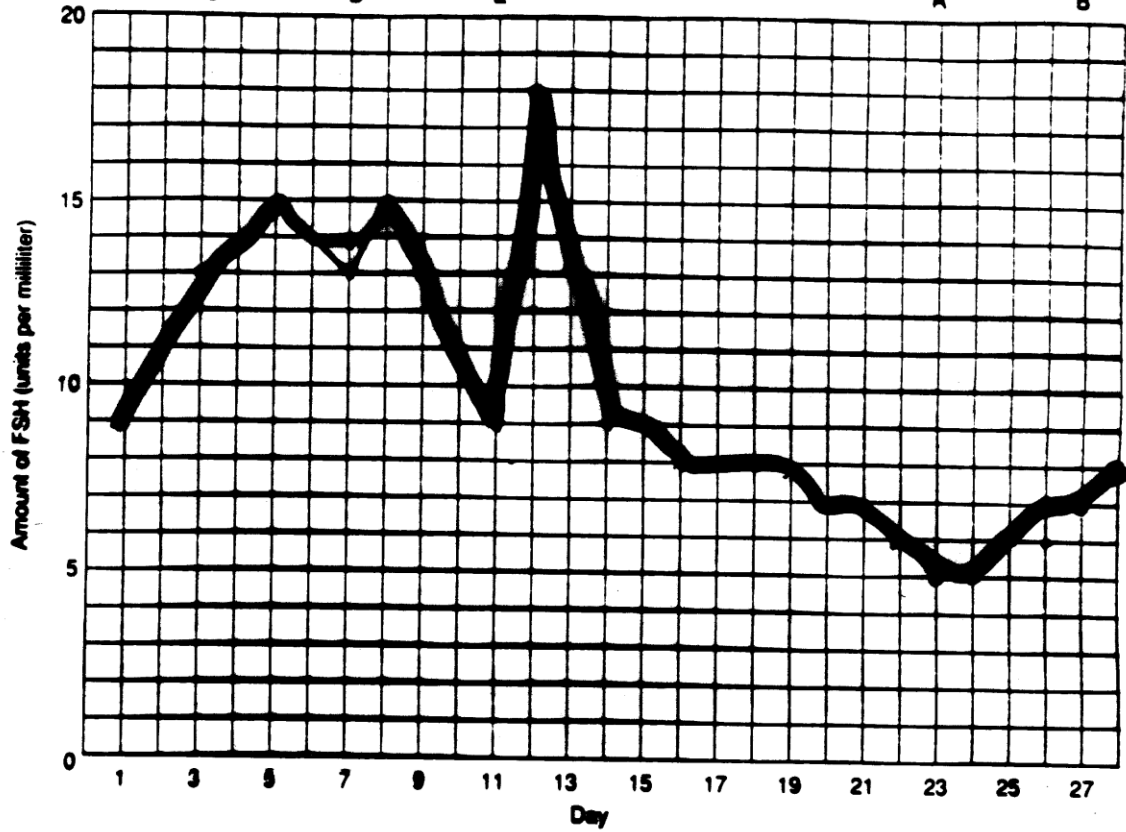


A

~26



B



LH

MS
ovulation

corpus
luteum

Graph 2



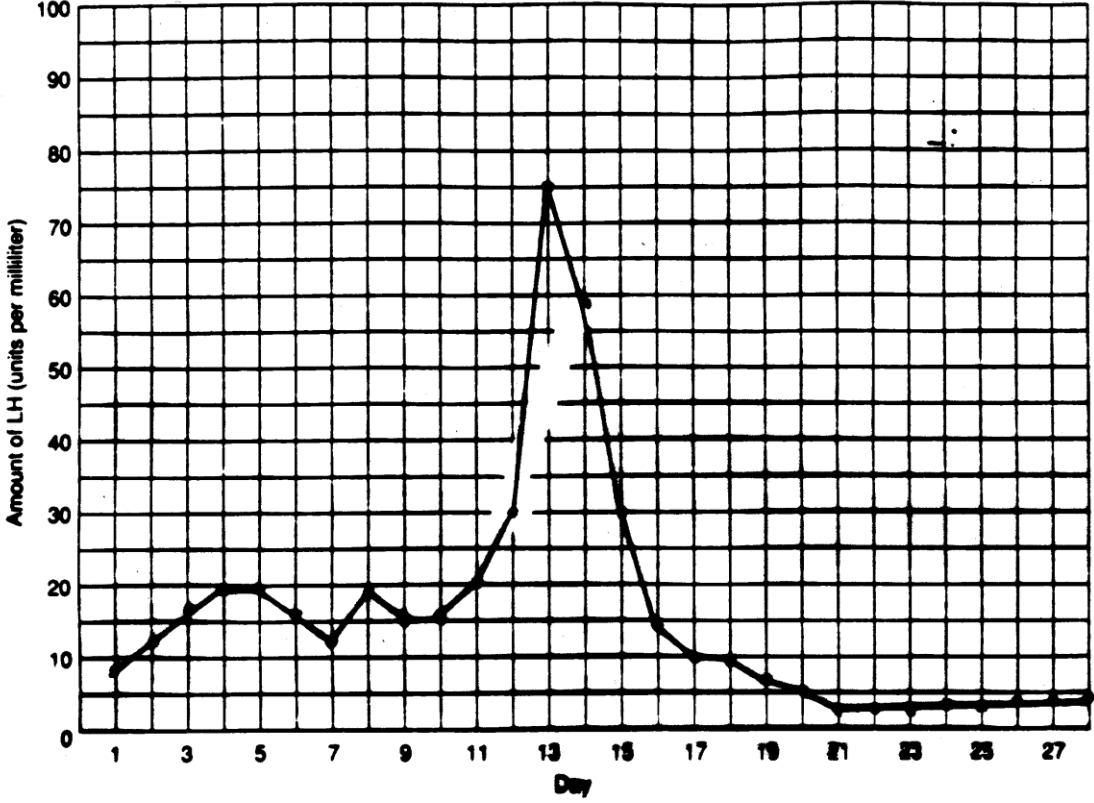
E

A

B

C

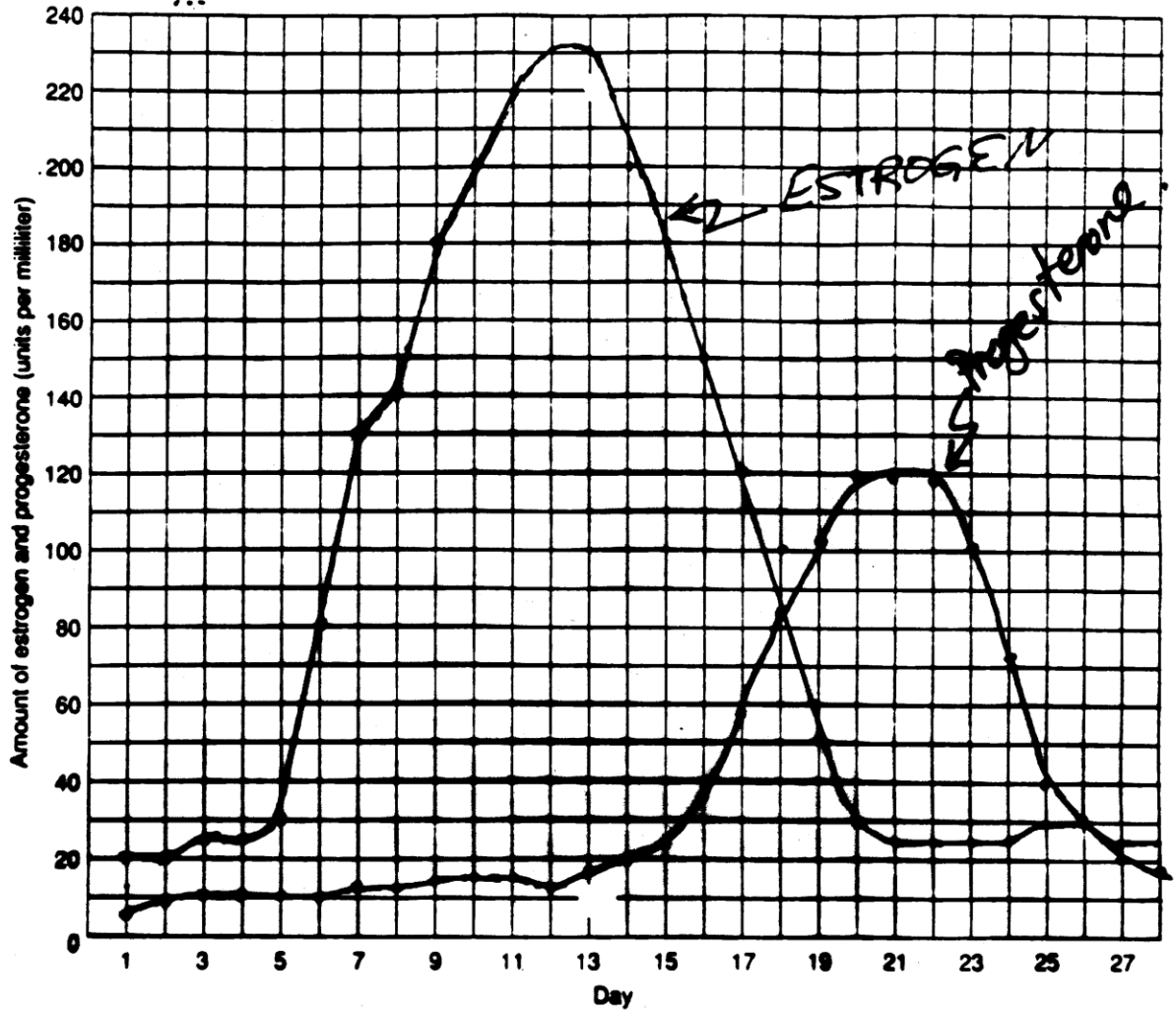
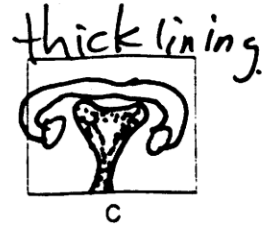
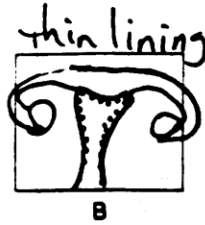
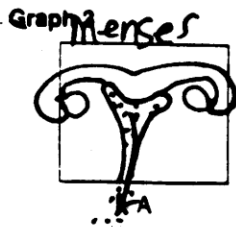
D



LH causes changes in the corpus luteum ...

use it's *name* to help you remember :

Luteinizing hormone = LH



1. Between days 25 and 12 of the menstrual cycle, what happens to the amount of FSH produced by the body of an average human female? _____

increases

2. What happens to the follicle between days 25 and 12 of the menstrual cycle?

grows

- 3. DAYS 23 AND 24**
- 4. DAYS 23 – 28 and 1 – 12 = 17 DAYS**
- 5. 13**
- 6. OVULATION**
- 7. IT GROWS**
- 8. (a) 21 – 28**
(b) FINISH MATURATION OF CORPUS LUTEUM THEN STARTS TO DEGENERATE.
- 9. (a) JUMPS VERY HIGH**
(b) LINING IS GROWING
- 10. (a) GOING UP**
(b) LINING BECOMING LARGER & FULL OF BLOOD VESSELS

Page 537:

- 11. (a) DAYS 1 - 3**
- (b) MENSTRUATION**

ANALYSIS AND CONCLUSIONS

1. STIMULATES GROWTH OF FOLLICLE

2. WORKS ON CORPUS LUTEUM

3. SIMILAR YES BECAUSE BOTH CAUSE LINING TO GROW.

4. MATURATION OF EGG OR OVULATION

5. MATURATION OF CORPUS LUTEUM

Page 538:

CRITICAL THINKING AND APPLICATION

1. THEY ARE REPEATED

2. THIS CYCLE LASTS OR TAKES ABOUT A MONTH

3. NO EGG MATURES SO NOTHING TO FERTILIZE